

What's New and FAQ's

New enhancements will be added to PersonAbility™ and PersonAbility™ for Pharmacy Technicians and will go into effect sometime the week of October 16, and will impact all active courses and learners in progress. **No new content updates have been made to these products and the current minimum score rules remain the same.**



Here are some highlights of the changes and there are more details outlined in this document.

- Learners can monitor course progress directly from a new enhanced dashboard experience.
- The existing gating of modules, simulations and assessments is being removed and can be accessed anytime except for the Final Assessment.
- You will still have complete control to activate any gating by assigning activities, but you will need to do that manually.
- To unlock the Final Assessment learners must do the following:
 - Complete the Baseline Assessment.
 - Access each module once.
 - Pass the Essential Skills Assessment with 60% or higher.
 - Complete all Simulations.

Learner View: Accessing the Product

This is what it will look like to learners when they click on Study Materials. Simply click “Launch” to access the product.

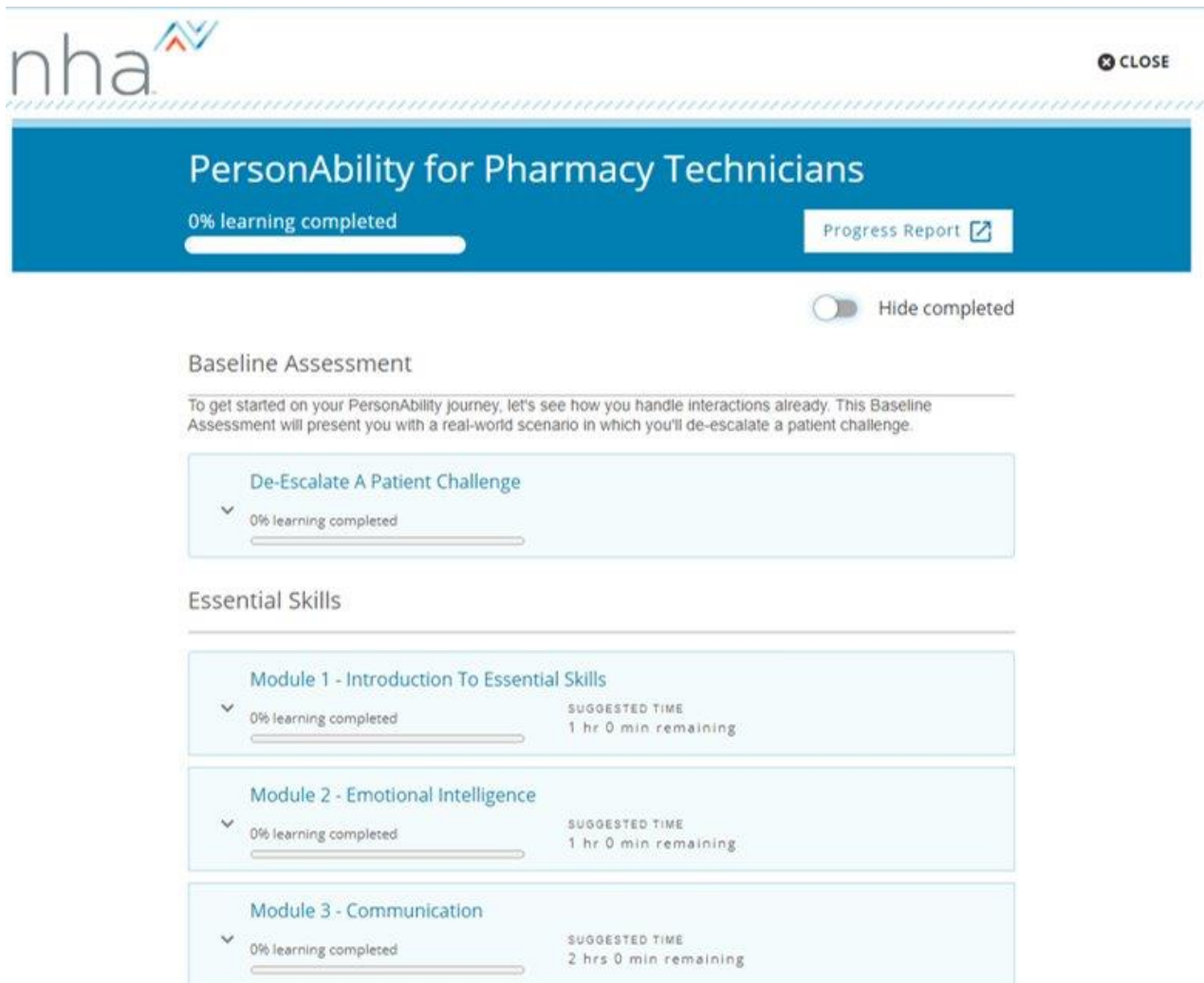
Specialty Certificate Programs

PersonAbility	
PersonAbility for Pharmacy Technicians	

Learner View: Dashboard and Monitoring Progress

Learners can monitor course progress directly from a new enhanced dashboard experience.

- All modules, simulations and assessments will no longer be gated, they will be immediately accessible to the learner **except for the Final Assessment**
- Card order is organized based on NHA's standard best practices.
 - Baseline
 - Essential Skills Modules
 - Essential Skills Assessment
 - Simulations
 - Final Assessment (locked until all criteria is met ...see below)



The screenshot shows a user interface for 'PersonAbility for Pharmacy Technicians'. At the top left is the 'nha' logo. On the right is a 'CLOSE' button. Below the title is a blue progress bar showing '0% learning completed' with a corresponding progress indicator. To the right of the bar is a 'Progress Report' button with a document icon. Below the bar is a toggle switch labeled 'Hide completed'. The main content area is divided into sections: 'Baseline Assessment' with a descriptive paragraph, and 'Essential Skills' which lists three modules: 'Module 1 - Introduction To Essential Skills', 'Module 2 - Emotional Intelligence', and 'Module 3 - Communication'. Each module card shows a '0% learning completed' progress bar and a 'SUGGESTED TIME' remaining (1 hr 0 min for modules 1 and 2, and 2 hrs 0 min for module 3).

Instructor Experience:

How do I ensure that my learners go through the modules, simulations and assessments in the order recommended.

Institution users can manually assign all activities and may choose to do this to ensure learners are following a specific path through the product.

- This can be done in “Settings” and “Available On” will automatically default to “Always Available” unless this is changed manually by the institution user.
- By clicking “Assignments” it will allow institution users to changes the date in which the learner will be able to access the materials.
- Institution users are **NOT** able to change NHA’s completion requirements to achieve Certificate of Completion

PersonAbility for Pharmacy Technicians

Settings Assignments

Activity	Available On	Complete After	Requirements
1 - De-Escalate A Patient Challenge	ALWAYS AVAILABLE	1 quiz attempt	Must complete assessment <i>N/A</i>
1 - Introduction To Essential Skills	ALWAYS AVAILABLE	1 quiz attempt	Must access module PREVIEW
2 - Emotional Intelligence	ALWAYS AVAILABLE	1 quiz attempt	Must access module PREVIEW
3 - Communication	ALWAYS AVAILABLE	1 quiz attempt	Must access module PREVIEW

Reports:

LEARNING INSIGHTS CENTER **NEW!** Interactive reports + legacy downloads

PersonAbility for Pharmacy Technicians

Settings Assignments [ADD ASSIGNMENT](#)

Due date ↑	Activity	View Progress	Delete
10/26/2023 11:59 PM CDT	1 - Introduction To Essential Skills	VIEW PROGRESS	DELETE

Reports:

LEARNING INSIGHTS CENTER **NEW!** Interactive reports + legacy downloads

Learner View:

What do learners have to complete before the Final Assessment is unlocked?

- Learner must complete all the following to unlock the Final Assessment:
 - Baseline Assessment (Complete/Incomplete)
 - Access each module and least once.
 - Pass Essential Skills Assessment with 60% or higher.
 - All Simulations completed (no score requirement)

Assessment

Essential Skills Assessment

▼ Not started

Practice Simulations

Introduction To Techniques And Steps

▼ 0% learning completed

Problem-Solve With A Co-Worker

▼ 0% learning completed

Receive Professional Feedback

▼ 0% learning completed

Final Assessment

Promote Patient Adherence

▼ 0% learning completed

Q: What are the requirements around the Final Assessment rules and have they changed?

A: The rules for the final assessment have not changed and are the following:

- Unlimited attempts (based on administrator's set up)
- 66% score minimum to earn a Certificate of Completion

Q. What happens to my PersonAbility or PersonAbility for Pharmacy Technician inventory?

A. There is nothing you need to do. If you currently have inventory it will continue to be there for your use.

Q. Do I need to create a new course?

A. No, a new course does not need to be created to access these updates. All active courses and learners will immediately see these new changes.