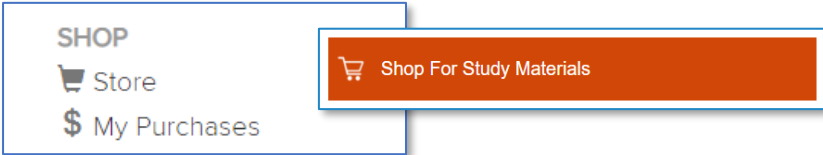
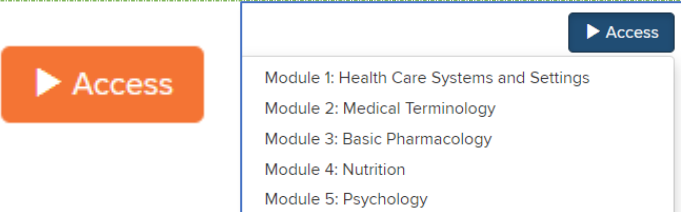

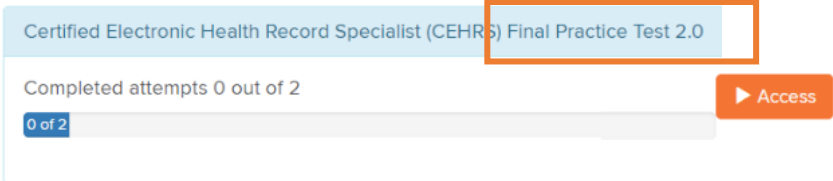


<p>Step 1: Log into your Candidate account at NHANOW.com</p>	
<p>Step 2: If you haven't yet purchased your materials, please follow the steps on how to Purchase Study Materials</p>	
<p>Step 3: Once you have finalized your purchase, you can access your materials by selecting My Study Materials on the left-hand side of your homepage</p>	
<p>Step 4: To access your Study Guide, select Access on the right-hand side</p> <ul style="list-style-type: none"> If you have modules available to open, select the appropriate module 	
<p>Step 5: It's best to take module quizzes after completing the learning module - to access select Launch Quiz</p>	
<p>Step 6: To access your Practice Tests, scroll down and select Access on the right-hand side</p> <ul style="list-style-type: none"> Each practice test simulates the full exam requirements. Best practice is to take these after completing the full study guide. 	
<p>Step 7: If your options include a Baseline or Final Practice Test, please use them accordingly</p> <ul style="list-style-type: none"> Baseline should be used prior to study to set your study outline Final should be used as the last practice test prior to your NHA exam 	 <p>*NHA recommends that between each practice test attempt, for you to review your scores and launch your Focused Review. For more on that see How to use your Focused Review.</p>